

Prepared for: Home Health Agency
City: Anytown
2018 Status: Top 500

HomeCare Elite

997999 Affiliation: Facility-Based
State: USA

Report Interpretation Guide

Quality of Care

Your ranking in this domain*: 90 **nat'l percentile**

- Outcome measures published on Home Health Compare (HHC) in July 2018, weighted based on patient impact for HCE (represents performance from Q4 2016 to Q3 2017).

Quality Improvement

Your ranking in this domain*: 58 **nat'l percentile**

- Changes in outcome scores from results published on HHC in April '17 to July '18 (year-over-year performance comparison).

Patient Experience

Your ranking in this domain*: 82 **nat'l percentile**

- Home Health CAHPS measures published on Home Health Compare in July 2018 (represents CY2017).

Process Measure Implementation

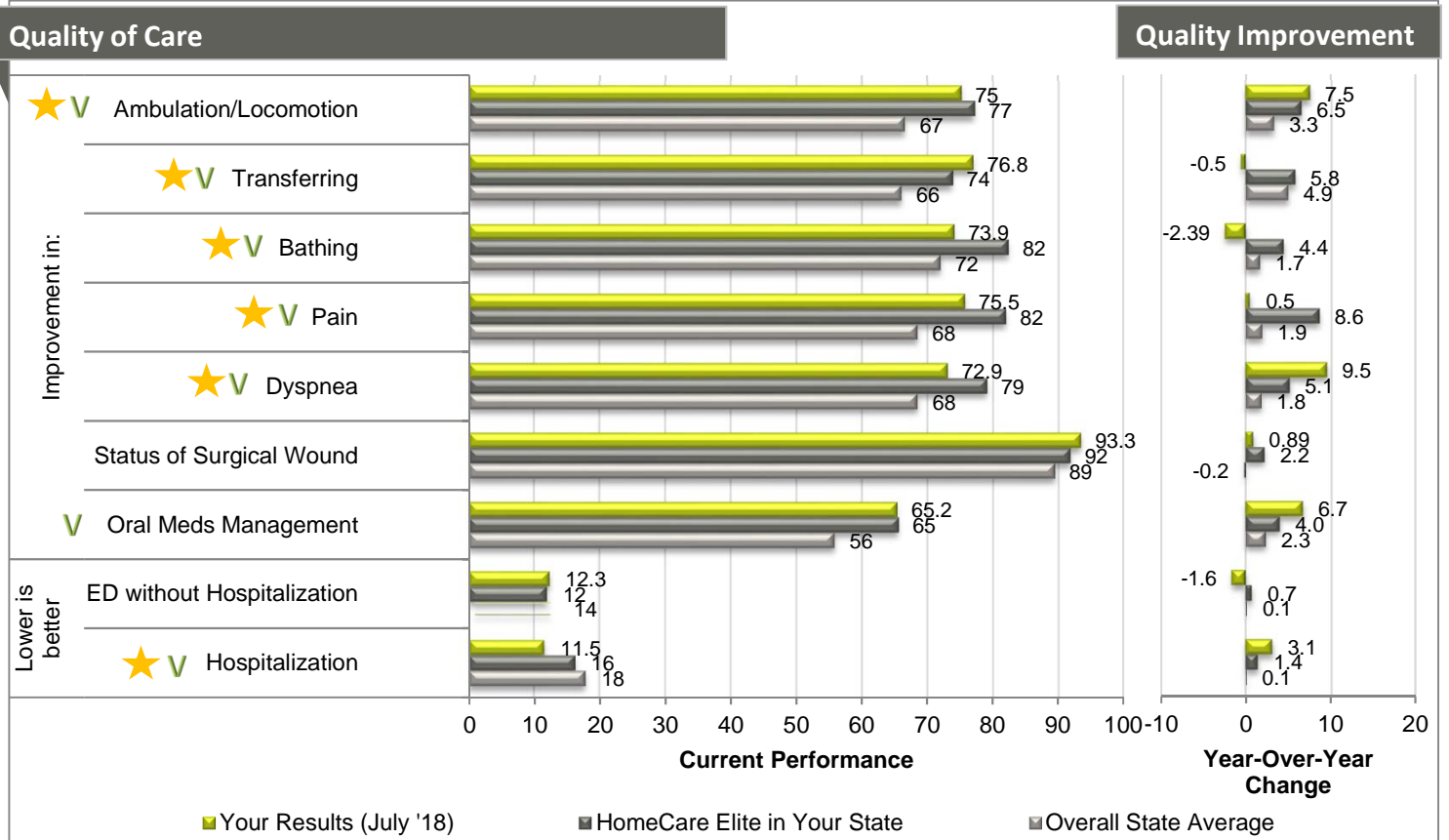
Your ranking in this domain*: 97 **nat'l percentile**

- Process measures published on Home Health Compare in July 2018, vaccine measures not included in HCE calculation.

Financial Health

Your ranking in this domain*: NA* **nat'l percentile**

- Note - the **maximum** percentile ranking possible in this domain is 34th.
- Results based on FY2017 (or '16 adjusted) Medicare net income from the CMS Cost Report data published in August 2018.
- **If NA**, Financial Performance is not part of the facility-based HomeCare Elite model.



30-Day Readmission: Same As Expected

ED without Readmission: Same As Expected

★ = measure included in the star rating calculation

V = measure included in value-based purchasing

For more information regarding the methodology and data: <http://abilitynetwork.com/HCE-Methodology.pdf>

Prepared for: Home Health Agency

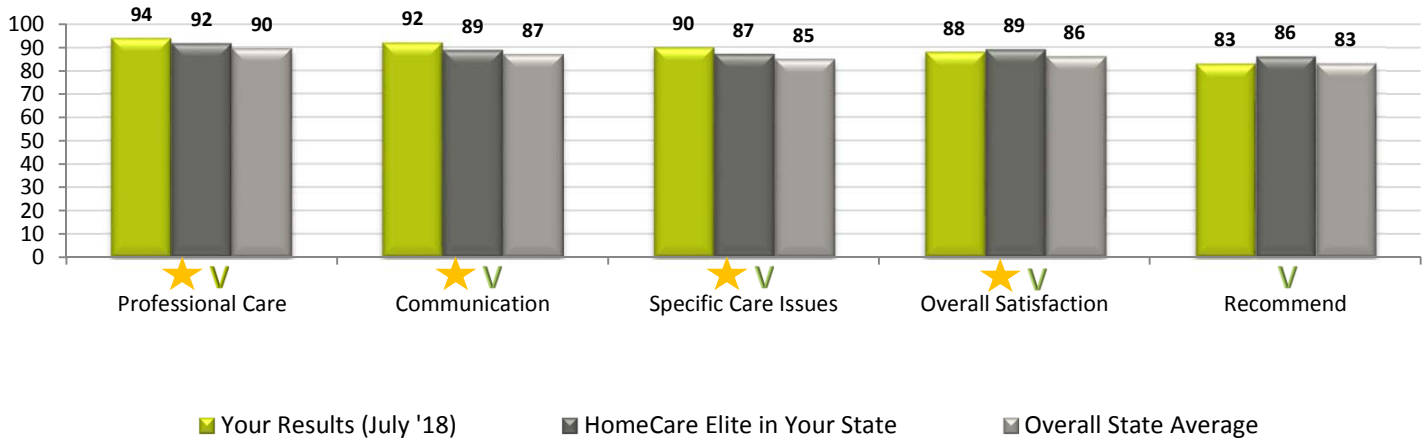
997999

State: USA

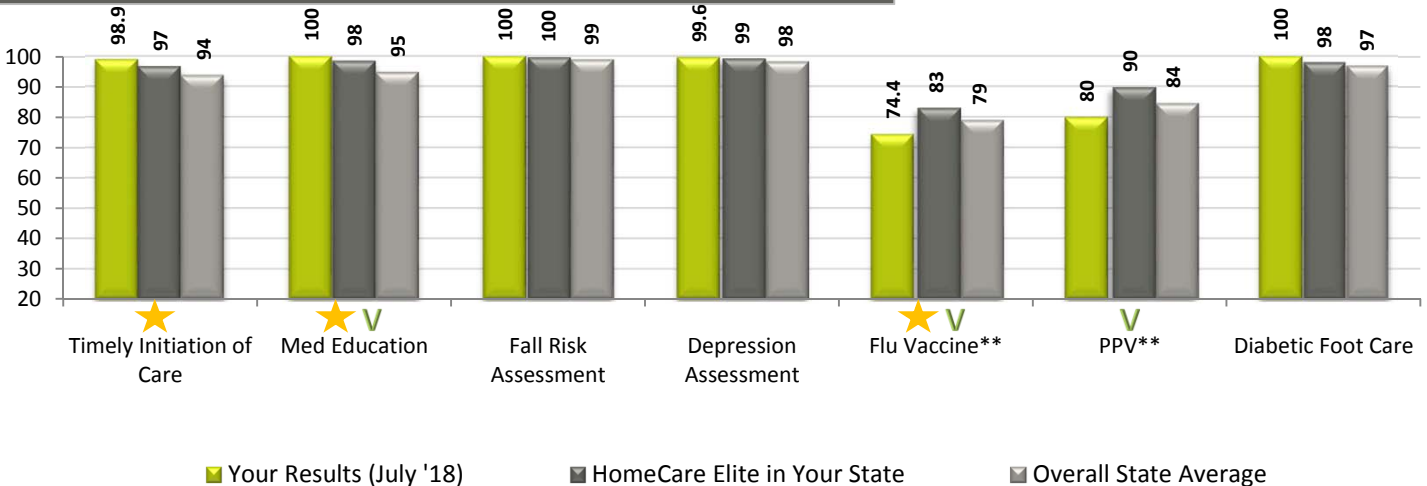
2018 Status: **Top 500**

HomeCare Elite

Patient Experience



Process Measure Implementation



Quality Consistency

	2013	2014	2015	2016	2017
Composite Outcomes Score Above State Average	+	+	+	+	+

Previous Years' HomeCare Elite Status

	2006	2007	2008	2009	2010	2011	2012	2013	2014	2015	2016	2017
Qualified	No	No	Yes	Yes	Yes	No	No	No	No	Yes	500	Yes

* The ranking for each domain demonstrates how your cumulative performance across all of the weighted measures included in that domain compares against the nation as a whole. The HomeCare Elite represents the top 25% of agencies nationally. Note, there is no "magic number" for performance in each of the domains that ensures placement on the list, because each domain has its own weighting and because all are included in the final calculation. This may give you a sense of where to focus attention. Given that Quality of Care is most heavily weighted, if you aren't at the 75th percentile or higher in that domain, it is a good place to start.

** Vaccine measures are not included in HomeCare Elite calculations.