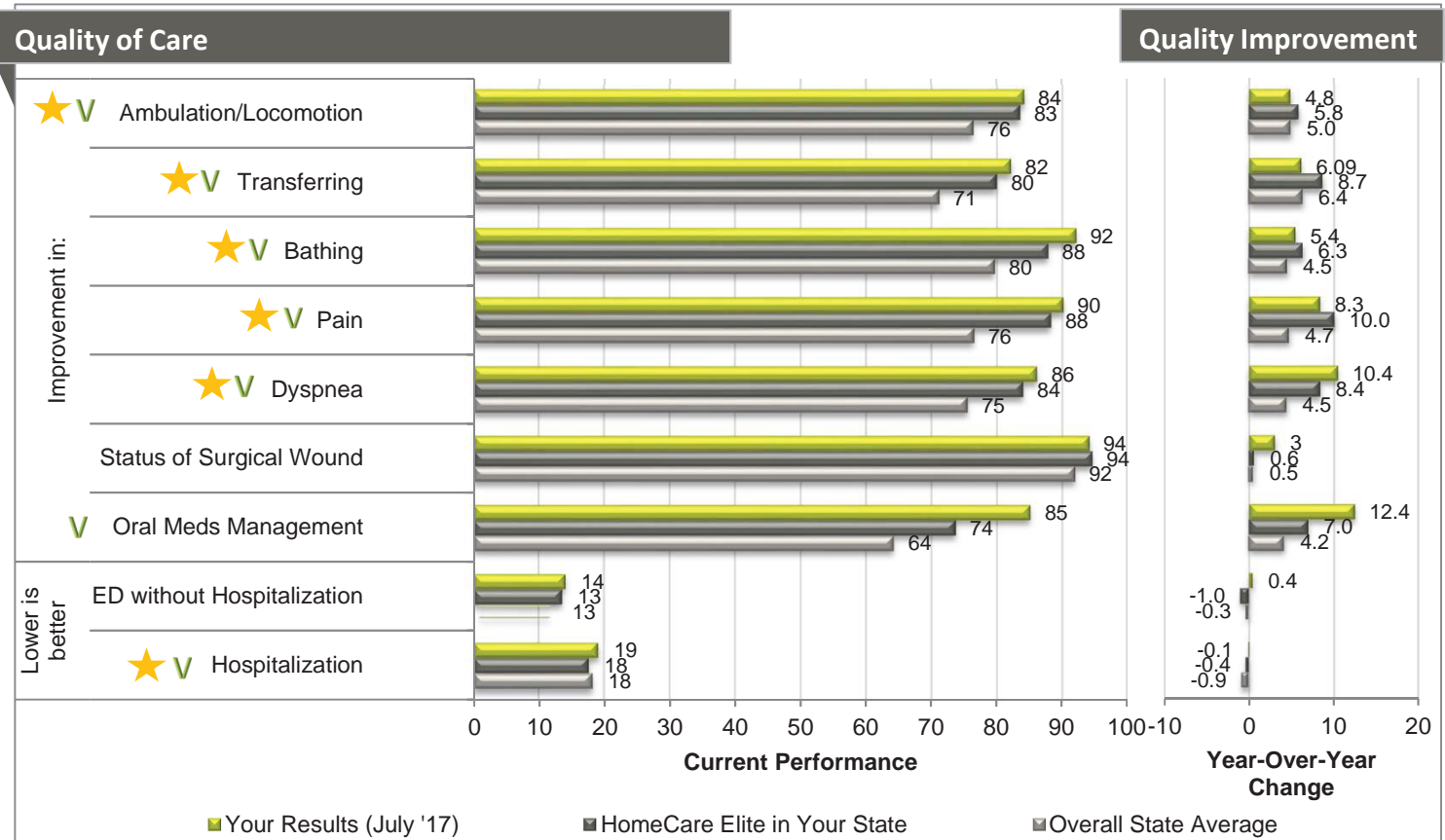


Prepared for: Home Health Agency
City: Anytown
2017 Status: HomeCare Elite

997999 Affiliation: Free Standing
State: USA

Report Interpretation Guide

- Quality of Care** **Your ranking in this domain*:** 90 *nat'l percentile*
 - Outcome measures published on Home Health Compare (HHC) in July 2017, weighted based on patient impact for HCE (represents calendar year 2016 for all measures other than claims-based hospitalization and emergent care rates).
- Quality Improvement** **Your ranking in this domain*:** 70 *nat'l percentile*
 - Changes in outcome scores from the results published on HHC in July 2016 to July 2017.
- Patient Experience** **Your ranking in this domain*:** 54 *nat'l percentile*
 - Home Health CAHPS measures published on Home Health Compare in July 2017 (represents CY2016).
- Process Measure Implementation** **Your ranking in this domain*:** 86 *nat'l percentile*
 - Process measures published on Home Health Compare in July 2017, vaccine measures not included in HCE score.
- Financial Performance** **Your ranking in this domain*:** 35 *nat'l percentile*
 - Note - the **maximum** percentile ranking possible in this domain is 35th.
 - Results based on FY2016 (or '15 adjusted) Medicare net income from the CMS Cost Report data published in August 2017.
 - **If NA**, Financial Performance is not part of the facility-based HomeCare Elite model.



30-Day Readmission: Same As Expected
ED without Readmission: Worse Than Expected

★ = measure included in the star rating calculation V = measure included in value-based purchasing

For more information regarding the methodology and data: <http://abilitynetwork.com/HCE-Methodology.pdf>

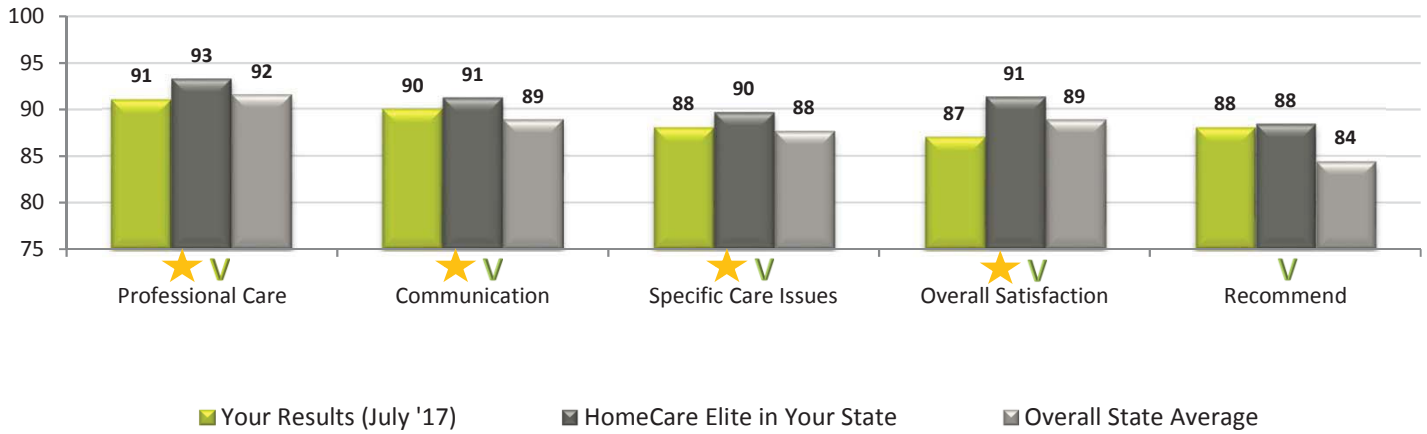
Prepared for: Home Health Agency

997999

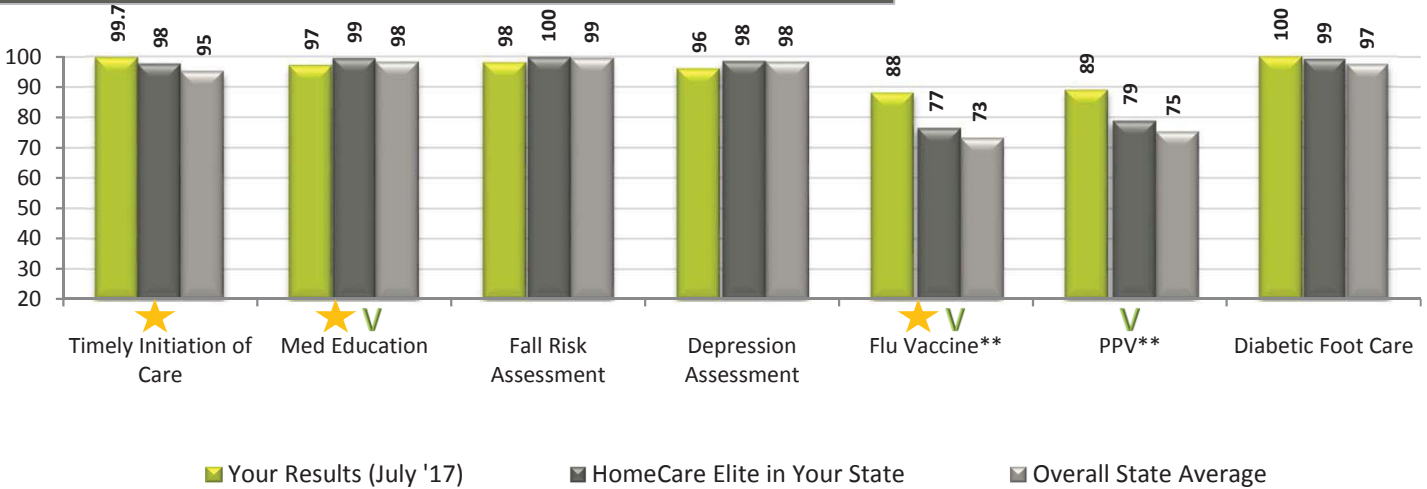
State: USA

2017 Status: HomeCare Elite

Patient Experience



Process Measure Implementation



Quality Consistency

	2012	2013	2014	2015	2016
Composite Outcomes Score Above State Average	+	+	+	+	+

Previous Years' HomeCare Elite Status

	2006	2007	2008	2009	2010	2011	2012	2013	2014	2015	2016
Qualified	No	No	No	No	No	No	Yes	No	No	500	Yes

* The ranking for each domain demonstrates how your cumulative performance across all of the weighted measures included in that domain compares against the nation as a whole. The HomeCare Elite represents the top 25% of agencies nationally. Note, there is no "magic number" for performance in each of the domains that ensures placement on the list, because each domain has its own weighting and because all are included in the final calculation. This may give you a sense of where to focus attention. Given that Quality of Care is most heavily weighted, if you aren't at the 75th percentile or higher in that domain, it is a good place to start.

** Vaccine measures are not included in HomeCare Elite calculations.